

# TIPS FOR FINGERTEC BIOBRIDGE SDK



## FINGERTEC® BIOBRIDGE SDK NOT WORKING

For computer which has already installed TCMS v2, please ensure that it is TCMS v2.11 and above in order to work well with FingerTec BioBridge SDK. The earlier version of TCMS v2 will not work with FingerTec BioBridge SDK

If you already install FingerTec BioBridge SDK and earlier version of TCMS v2, you will need to upgrade your TCMS to TCMS V2.11. The TCMS upgrade will not affect your current TCMS database.

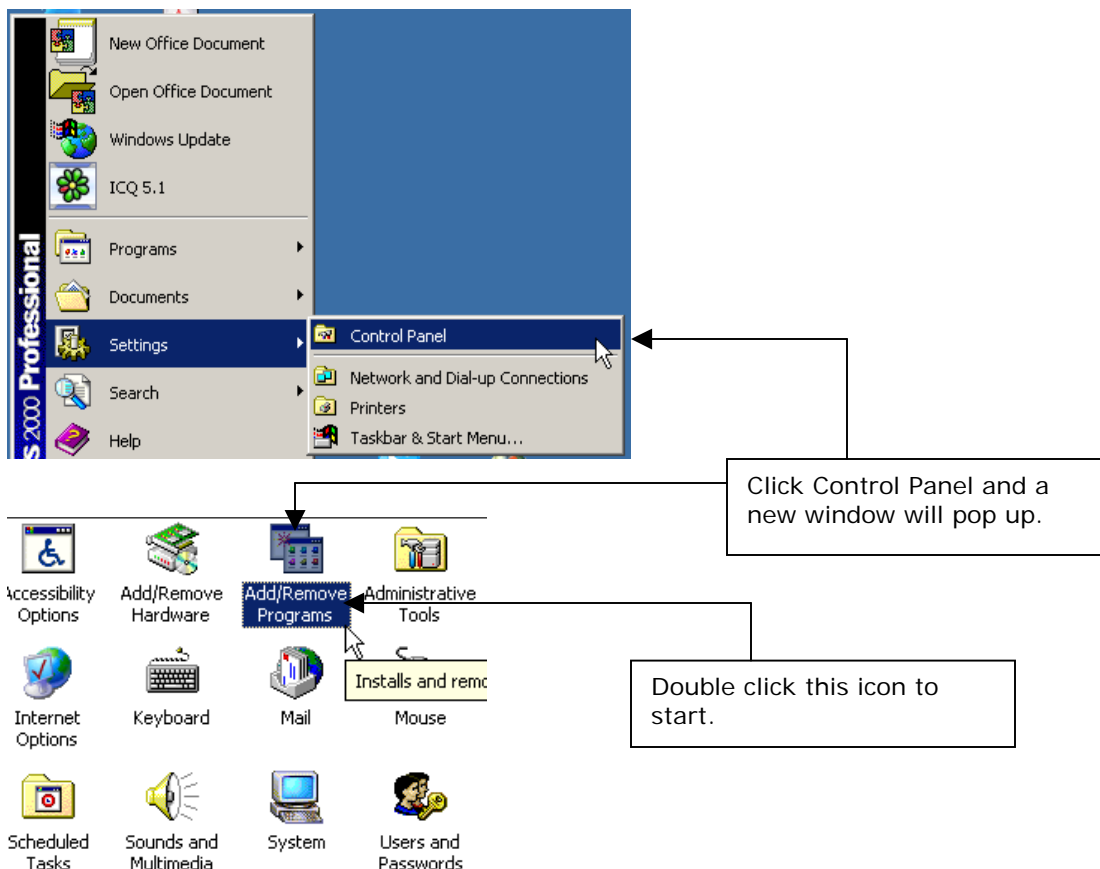
Followings are the instructions to resolve your issue:

- 1) Please go to your add/remove program to uninstall the Fingertec® BioBridge SDK.
- 2) After that, please uninstall your FingerTec® TCMS V2. (refer to Appendix 1)
- 3) For the latest TCMS Software download, please logon to <http://tips.fingertec.com/>, (username: fingertec, password: fingertips), under **Section D. Download**, look for **TCMS V2.11**
- 4) After finished downloading, please install the TCMS 2.11 (refer to Appendix 1). The installation will not affect your existing TCMS database.
- 5) After installing the TCMS V2, you may install the FingerTec® BioBridge SDK. It is done.

### Appendix 1: Upgrade from TCMS v2.1.0 to TCMS V2.1.1

Please follow the steps below to upgrade TCMS V2 from version 2.1.0 to version 2.1.1.:

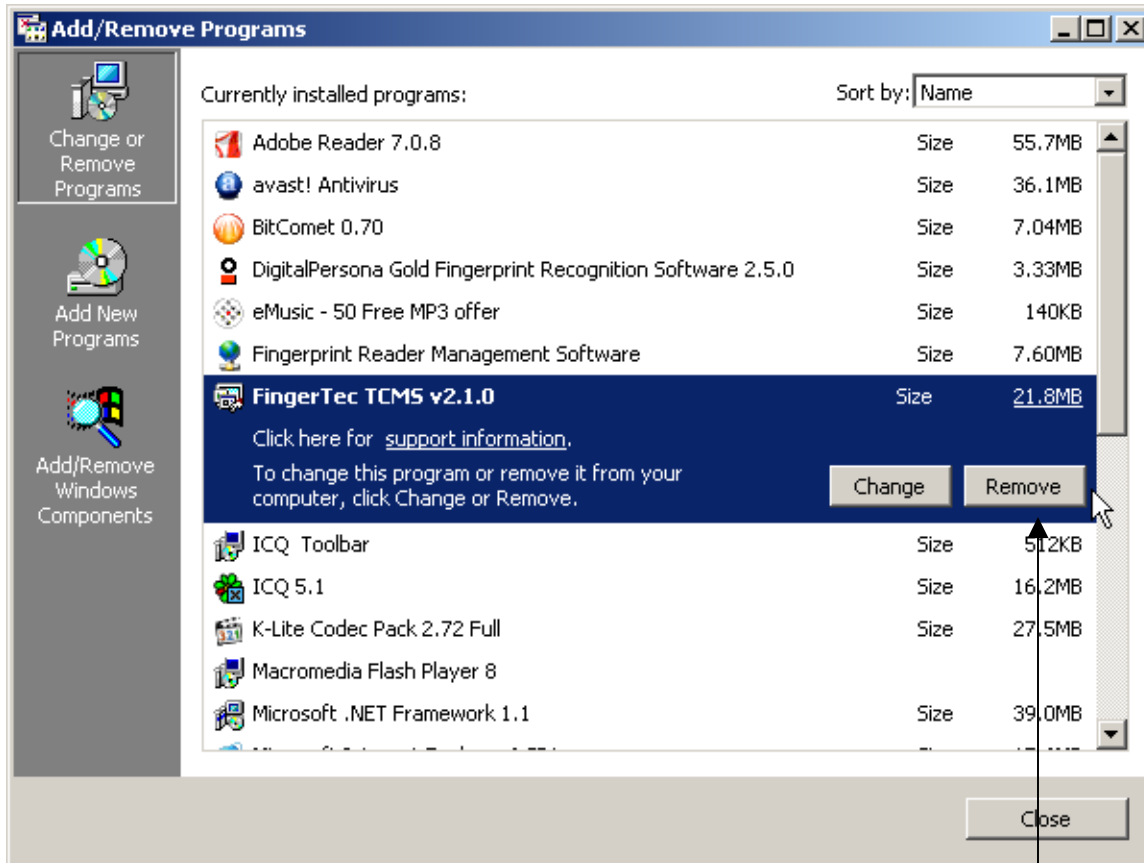
**Step 1:** Remove the TCMS V2.1.0 by using the Add/Remove Program in Control Panel.



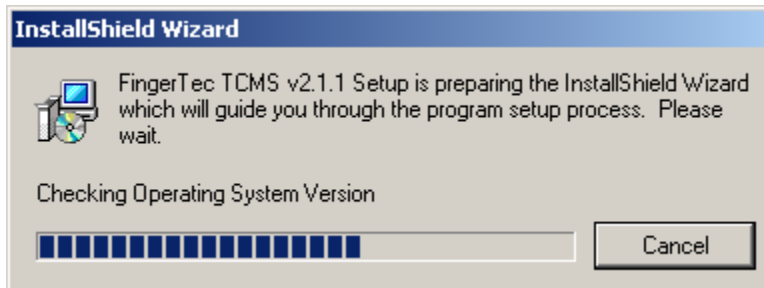
# TIPS FOR FINGERTEC BIOBRIDGE SDK



## FINGERTEC® BIOBRIDGE SDK NOT WORKING



A new window will pop up. Choose TCMS V2.1.0 and click the Remove button.



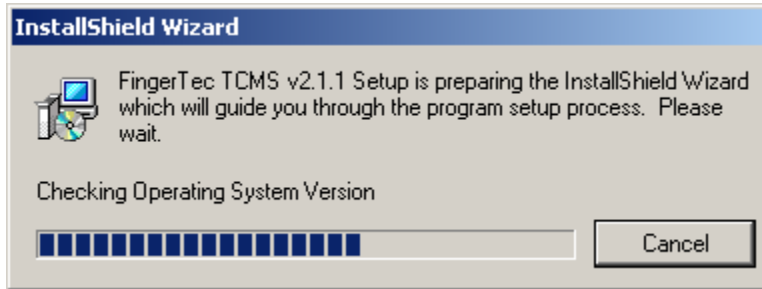
Wait for the remove process to finish.

# TIPS FOR FINGERTEC BIOBRIDGE SDK

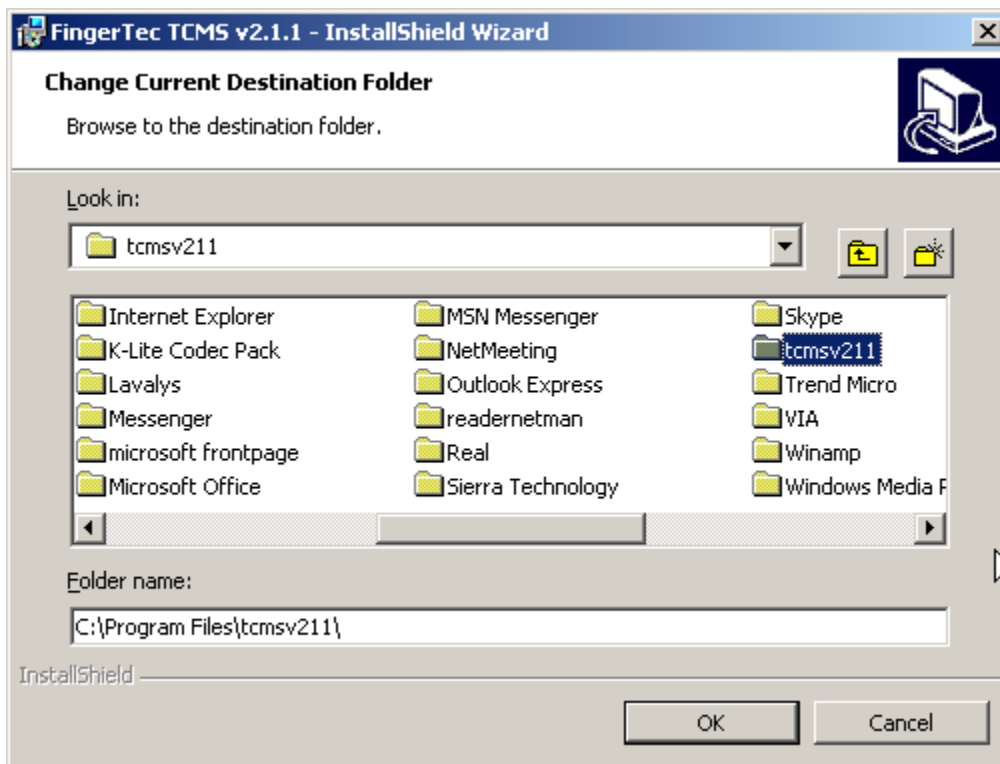
## FINGERTEC® BIOBRIDGE SDK NOT WORKING

### Step 2: Install TCMS V2.1.1.

Run the setup file from CD or download file.



Installation is in progress.



Choose to install into the same folder as TCMS V2.1.0.

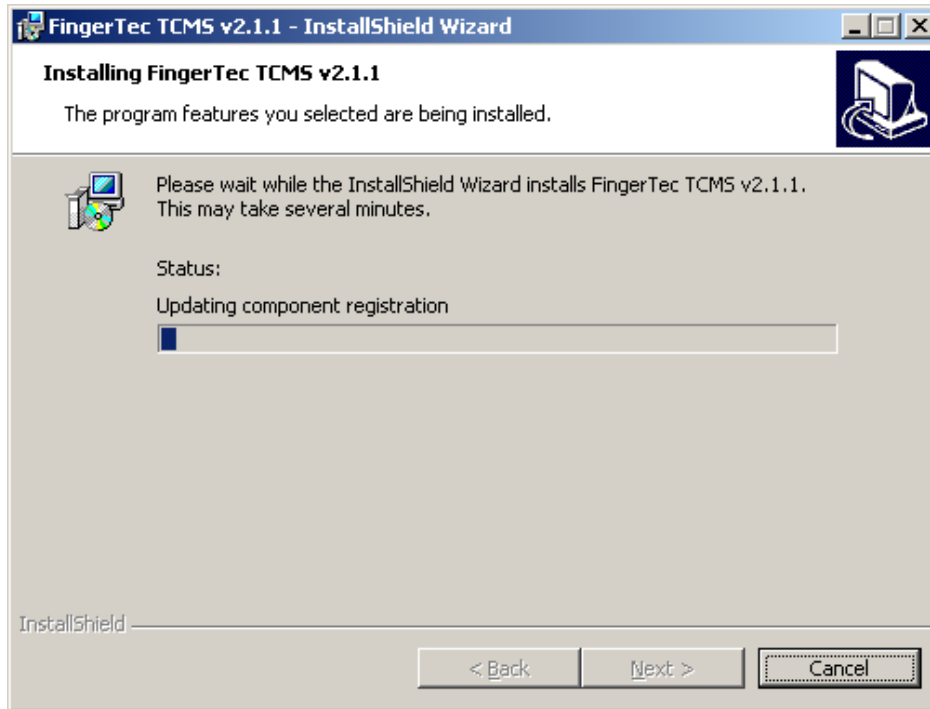
This could keep all database of your old TCMS V2.

Click OK to proceed

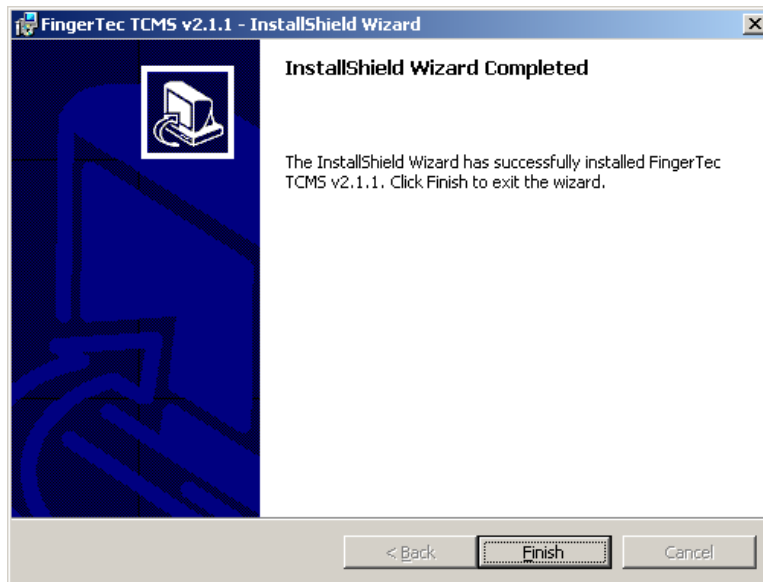
# TIPS FOR FINGERTEC BIOBRIDGE SDK



## FINGERTEC® BIOBRIDGE SDK NOT WORKING



Installation of TCMS V2.1.1 is in progress.



Click Finish to end the process.

**Step 3:** Remove the TCMS V2.1.0 by using the Add/Remove Program in Control Panel.